

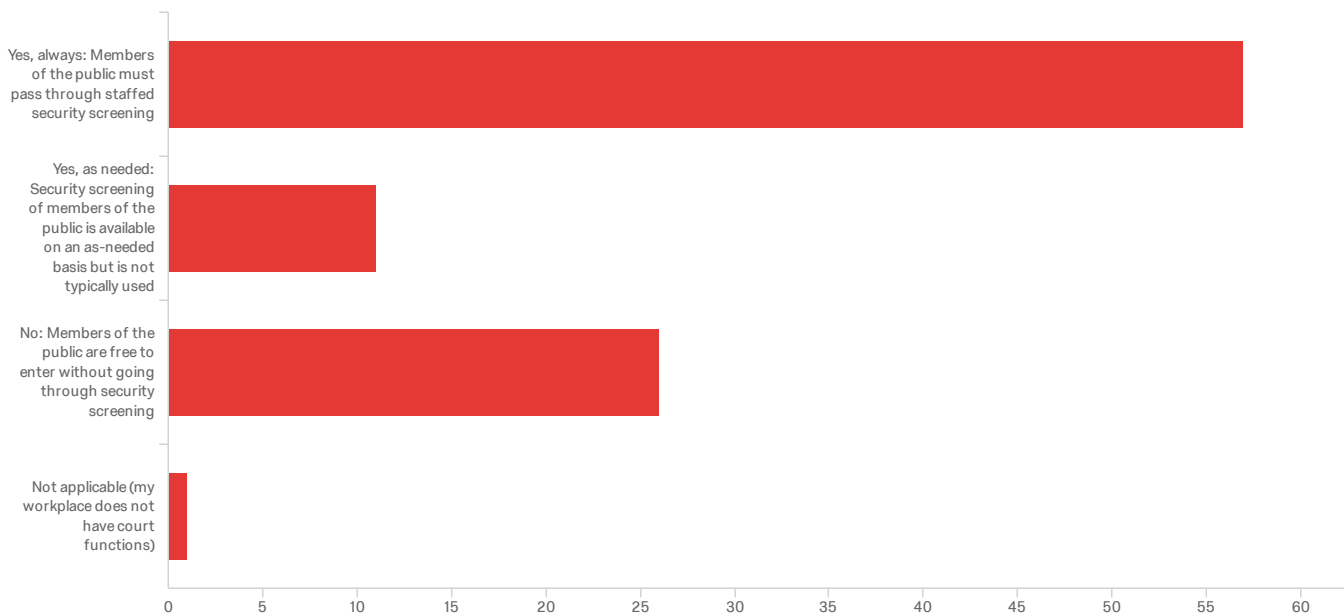
Default Report

Court Safety & Security Conference

March 4, 2019 11:04 AM CST

Q1 - 1. Are members of the public required to enter through active, staffed security

screening to access court facilities in your county, tribe, or organization?

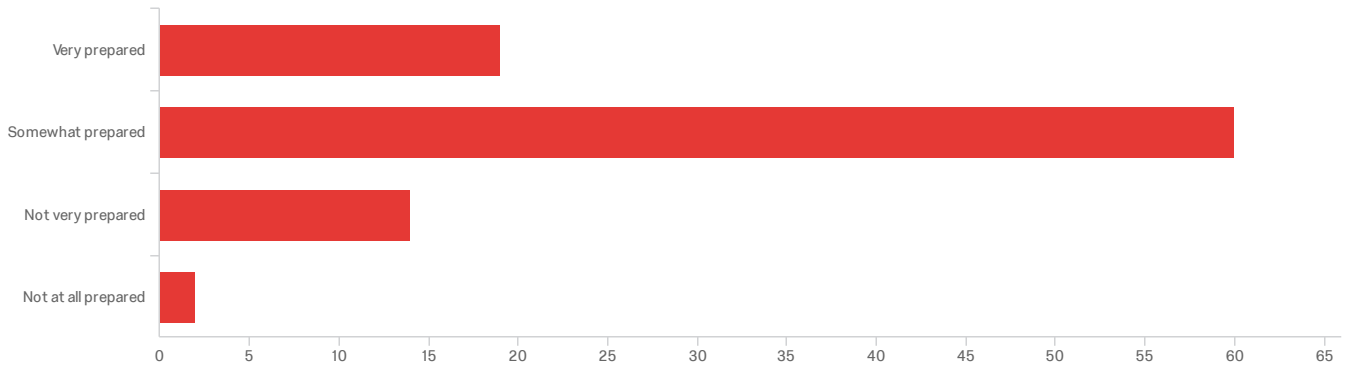


#	Field	Minimum	Maximum	Mean	Std Deviation	Variance	Count
1	1. Are members of the public required to enter through active, staffed security screening to access court facilities in your county, tribe, or organization?	1.00	4.00	1.69	0.91	0.82	95

#	Field	Choice Count
1	Yes, always: Members of the public must pass through staffed security screening	60.00% 57
2	Yes, as needed: Security screening of members of the public is available on an as-needed basis but is not typically used	11.58% 11
3	No: Members of the public are free to enter without going through security screening	27.37% 26
4	Not applicable (my workplace does not have court functions)	1.05% 1

95

Q3 - 2. In your opinion, how prepared is your county, tribe, or organization to handle an emergency involving an active shooter in your workplace?



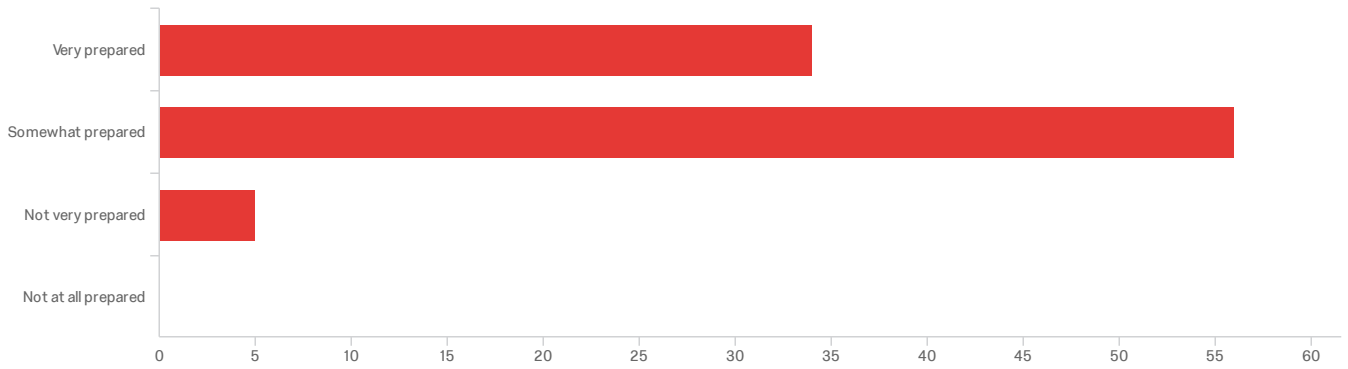
#	Field	Minimum	Maximum	Mean	Std Deviation	Variance	Count
1	2. In your opinion, how prepared is your county, tribe, or organization to handle an emergency involving an active shooter in your workplace?	1.00	4.00	1.99	0.66	0.43	95

#	Field	Choice Count
1	Very prepared	20.00% 19
2	Somewhat prepared	63.16% 60
3	Not very prepared	14.74% 14
4	Not at all prepared	2.11% 2

95

Showing rows 1 - 5 of 5

Q4 - 3. In your opinion, how prepared are you, as an individual, to handle an emergency involving an active shooter in your workplace?



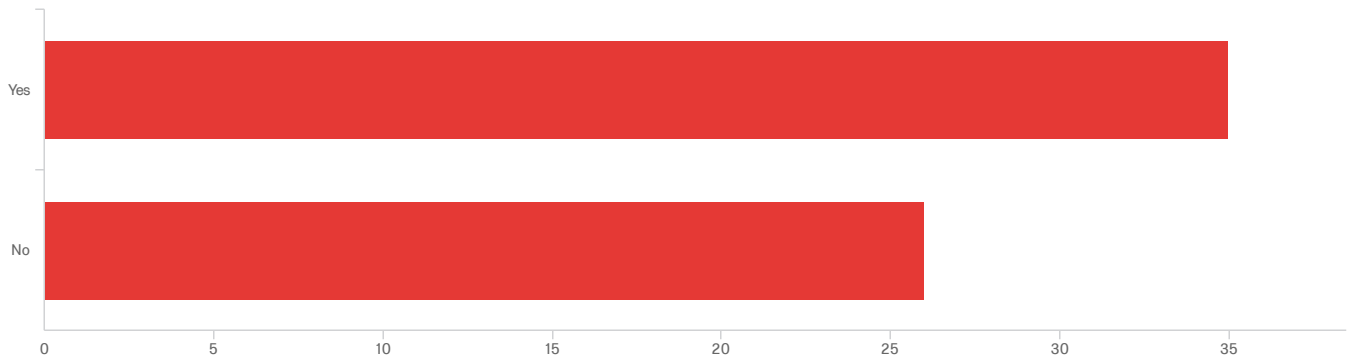
#	Field	Minimum	Maximum	Mean	Std Deviation	Variance	Count
1	3. In your opinion, how prepared are you, as an individual, to handle an emergency involving an active shooter in your workplace?	1.00	3.00	1.69	0.56	0.32	95

#	Field	Choice Count
1	Very prepared	35.79% 34
2	Somewhat prepared	58.95% 56
3	Not very prepared	5.26% 5
4	Not at all prepared	0.00% 0

95

Showing rows 1 - 5 of 5

Q5 - 4. Does your county, tribe, or organization have a plan for handling protests?



#	Field	Minimum	Maximum	Mean	Std Deviation	Variance	Count
1	4. Does your county, tribe, or organization have a plan for handling protests?	1.00	2.00	1.43	0.49	0.24	61

#	Field	Choice Count
1	Yes	57.38% 35
2	No	42.62% 26

61

Showing rows 1 - 3 of 3

End of Report