

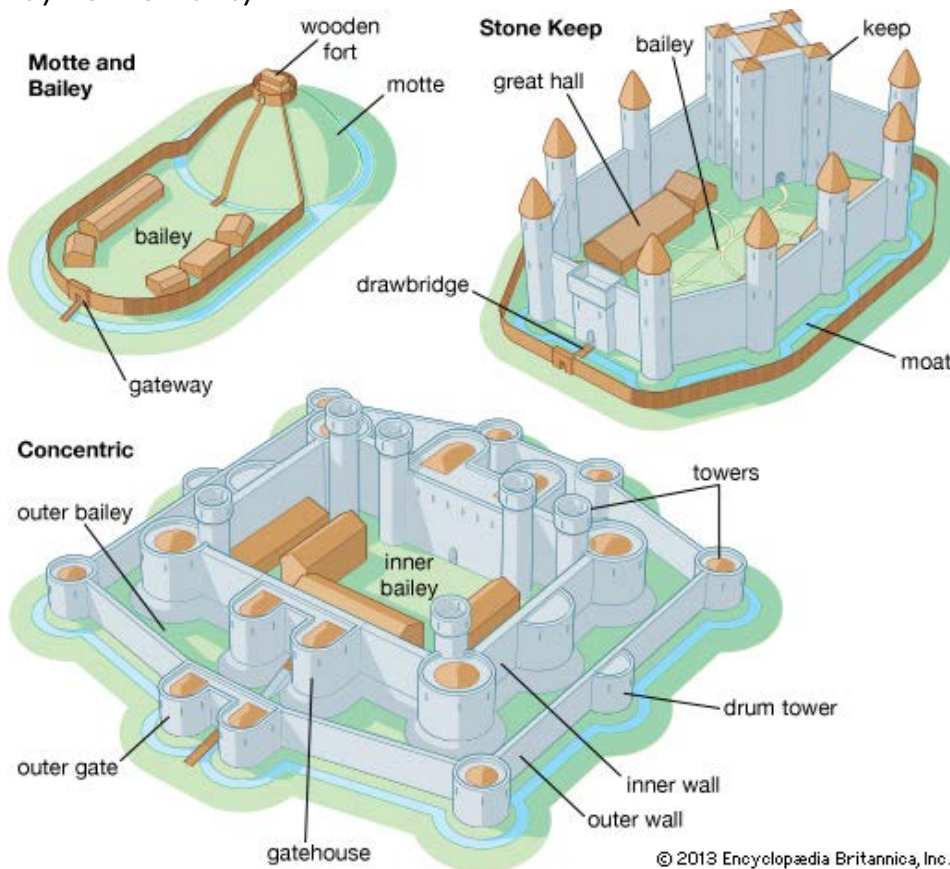
# Judicial Security: Considerations for Comprehensive Safety at Work and at Home

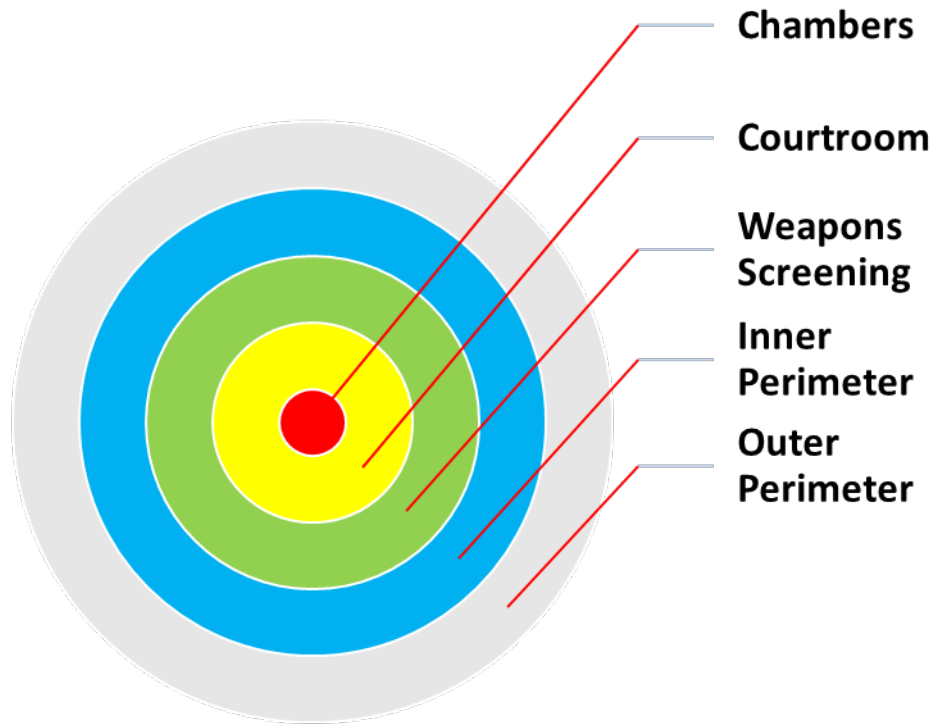
Robert O'Connell  
Judicial Security Inspector  
United States Marshals Service  
Eastern District of Wisconsin

Providing a safe and secure courthouse environment for Judges, Court employees and the public is crucial to the judicial process. But what about after work? This presentation explores the continuum of security considerations both at the courthouse and beyond.

## 1. Security at the Courthouse

- a. Castle - Highly defensible structure
- b. Layers of Security





- c. Outer Perimeter Security
  - i. Lighting, Locks and Landscaping (3 L's)
  - ii. Barriers
  - iii. CCTV
  - iv. Exterior Patrols
  - v. Parking

d. Inner Perimeter



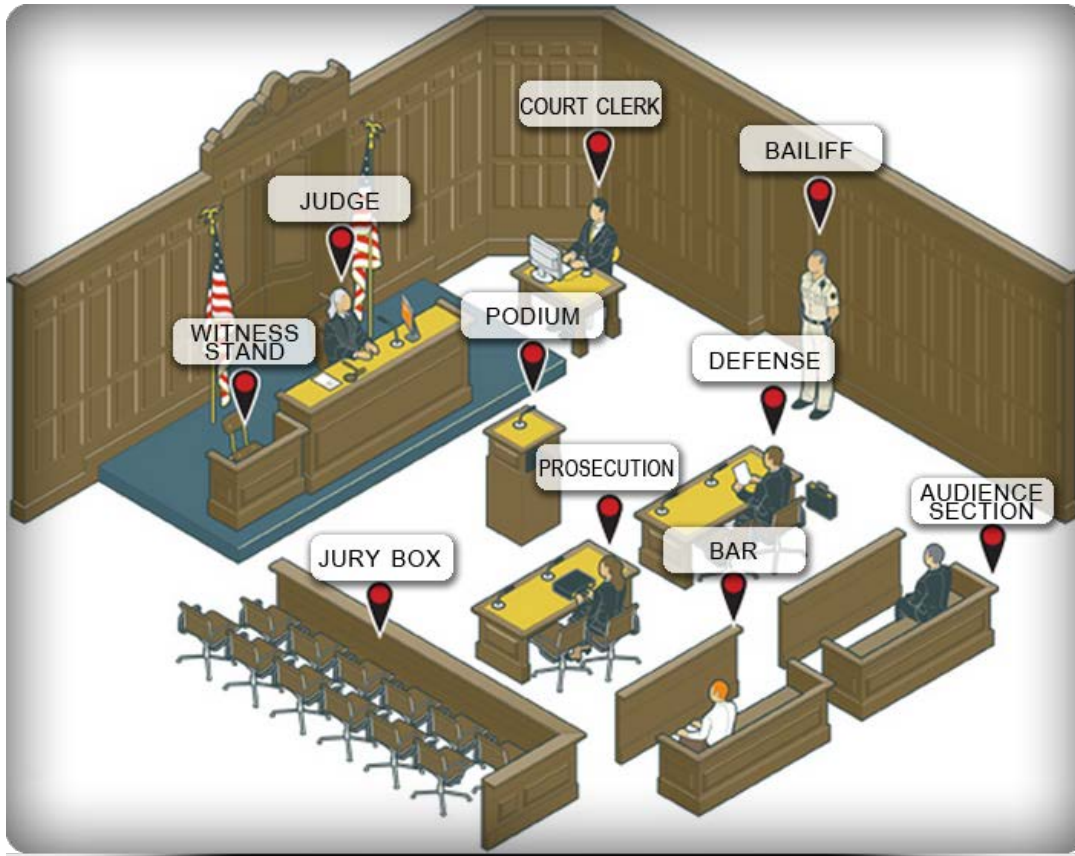
**ALL VISITORS**

-  All visitors must present a "Valid Government Issued Photo ID" to Court Security Officers.
-  Remove "ALL" items from pockets and place in the bins provided.
-  All bags, packages and belongings are subject to search by Court Security Officers.
-  Must successfully pass through the metal detector and are subject to additional security screening if the metal detector audibly or visibly alerts.
-  Weapons of any type are "PROHIBITED" and will be confiscated. Anyone in possession of a weapon or contraband is subject to arrest and/or prosecution.
-  All photographing, video or voice recording is "PROHIBITED" within court occupied space as per Title: 41 CFR 102-74.420 and "Local Judicial Court Rules"
-  Individuals with medical implants should advise the Court Security Officer.
-  All visitors are subject to additional security screening requirements as deemed appropriate by "Local Judicial Court Rules" or at the direction of the "United States Marshal".

USMS Pub. 203  
Rev. 4/17

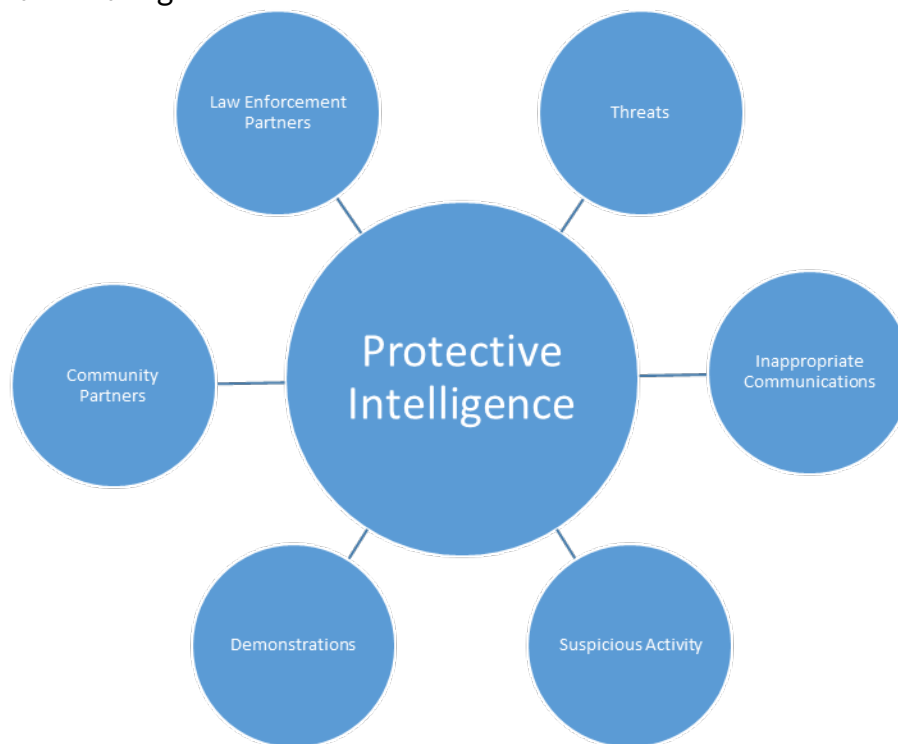
- i. CCTV
- ii. Intrusion Detection Alarm
- iii. Interior patrols
- e. Security Screening (\*CRITICAL\*)
  - i. Public
  - ii. Tenants
  - iii. Contractors
  - iv. Incoming Mail

- f. Internal Circulation Patterns (Public, Restricted, Secure)
  - i. Public
  - ii. Restricted
  - iii. Secure
- g. Courtroom Security



- i. Armed Security Guard
  - ii. Duress button(s)
  - iii. Access to Well
  - iv. Layout (podium, prosecution, defense tables)
  - v. Raised bench with ballistic protection
  - vi. Secure entry/egress for Judiciary & staff
- h. Chambers Security
  - i. Keep doors locked
  - ii. Control access
  - iii. Duress buttons

## i. Protective Intelligence



- i. Threats – Who Investigates?
- ii. Inappropriate Communications
- iii. Demonstrations
- iv. Suspicious Activity
- v. Law Enforcement & Community Partners

## 2. Security at Home (Residential)

- a. Layers Of Security
- b. Lighting, Locks and Landscaping (3 L's)
- c. Keeping Doors Locked
- d. Home Intrusion Detection Alarm System
- e. Garage/Vehicle Use
- f. Mail
  - i. Courthouse Screening
  - ii. Post Office box
- g. Telephone Unlisted & Unpublished
- h. Residential Security Survey
- i. See Something, Say Something

## 3. Offsite Security

- a. Vary routine travel routes and times
- b. Keep doors locked while in vehicle
- c. Always lock vehicle when parked
- d. Park vehicle yourself
- e. If use valet, only provide ignition key (no house keys, etc.)
- f. Cell phone with emergency numbers
- g. If being followed

- i. Do not confront
  - ii. drive to police station, fire department or well-lit populated area
- h. Avoid vanity plates
- i. Avoid bumper stickers
- j. Limit social media presence
- k. Identity Theft
  - i. Monitor credit report
  - ii. Lock credit
  - iii. "Fraud Alerts"

#### 4. Social Media

- a. Principal and Family
- b. Security Settings
- c. Internet is Forever
- d. Geotagging
- e. Limit Picture Tags
- f. Even seemingly insignificant personal information you've shared about yourself can be used by someone seeking to hurt you physically or financially

#### 5. Training

- a. Annual Training for Judges & Staff

